

COD.3010

CE



CIRCEO MEDICAL

# INNALOO

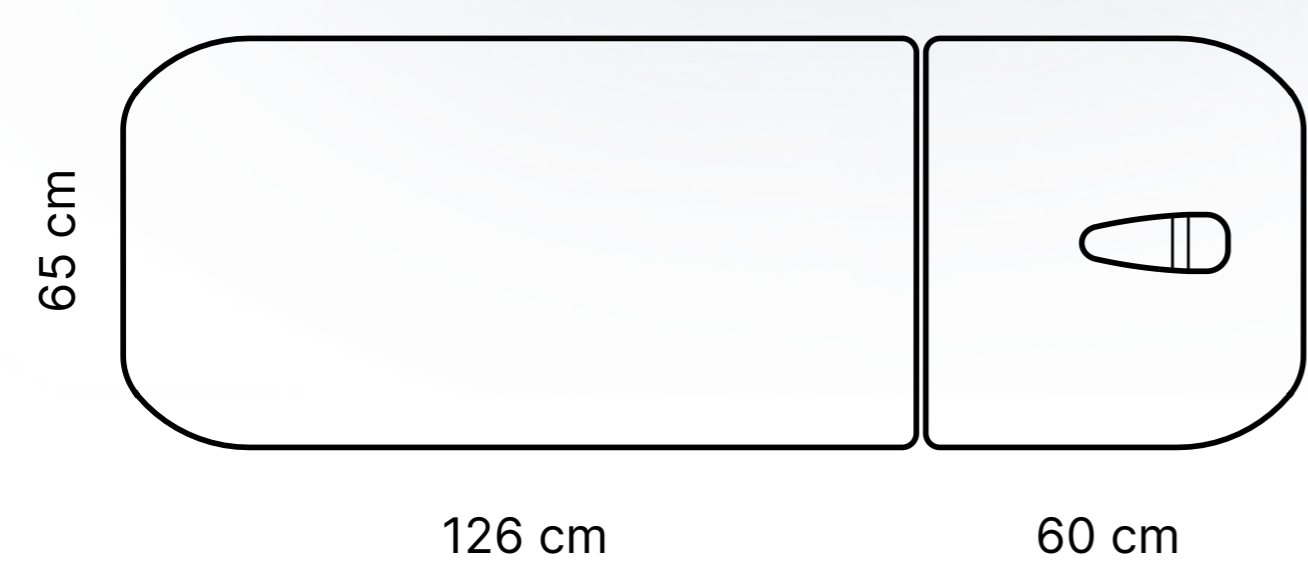
**Lettino professionale a 2 sezioni**

- Testata regolabile con cremagliera in metallo da 0° a +45°
- Portata massima fino a 180kg
- Piedini regolabili con antiscivolo
- Verniciatura a polvere epossidica
- Rivestimento in skai ignifugo Classe 11M
- Dispositivo medico CE

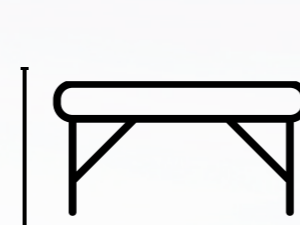


Codice lettino presentato **3010A1VP**  
Colore rivestimento **#833**

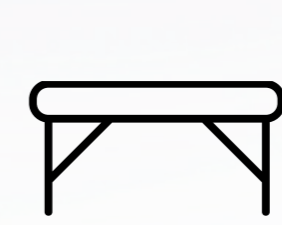
## Disegno tecnico




65 cm  
Larghezza



78 cm  
Altezza




190 cm  
Lunghezza



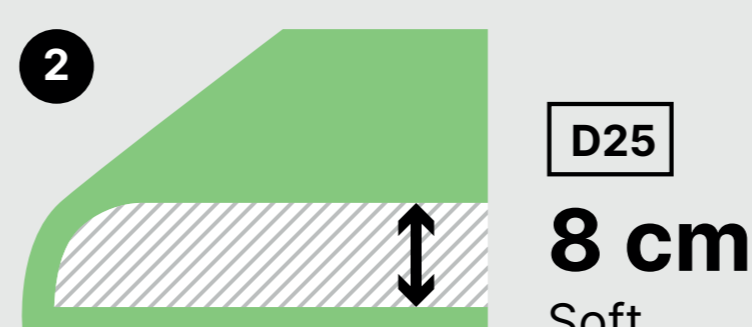
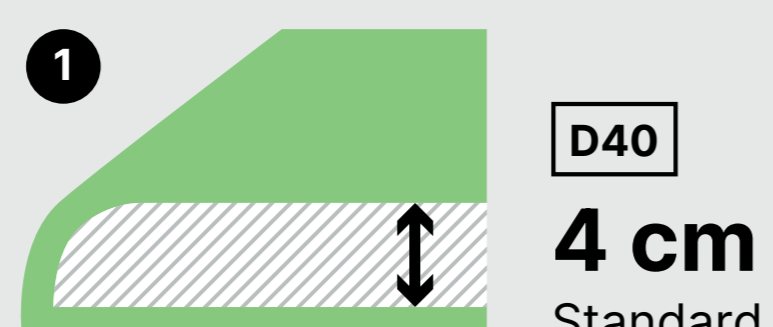
150 kg  
Portata Massima



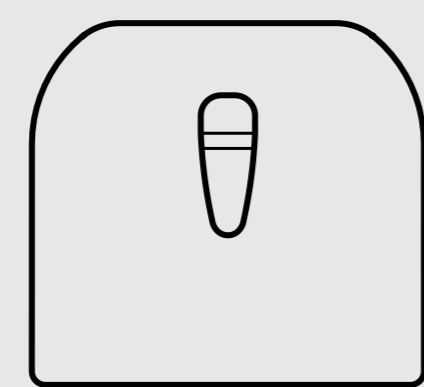
## Larghezza Cuscino



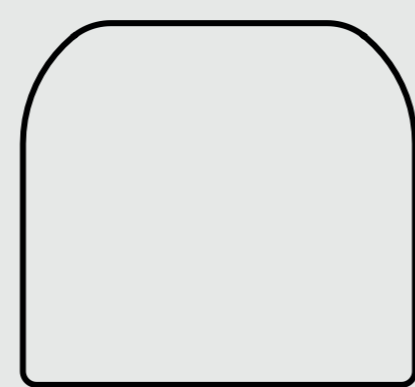
## Densità Cuscino



## Poggiatesta



**V** Con foro viso



**S** Senza foro viso

## Optional




**P** Portarotolo


## Colori rivestimento disponibili




## Verniciatura Telaio



Bianco  
RAL 9016  
di serie



Grigio  
RAL 7035



Nero  
RAL 9005  
opaco

**Richiedi un Preventivo Gratuito in un clic!**

Ricevi una **consulenza personalizzata**.

Verrai ricontattato **entro 24 ore** da un nostro esperto con un preventivo **su misura**.

CIRCEO MEDICAL